

Please read the following instructions carefully and completely before use. Correct application is required to ensure proper function of the device.

Intended for single patient use.

INSTRUCTIONS FOR USE

1. Elevate the mattress to the desired angle as recommended by physician based on suggested treatment.
2. Evenly place the Kerry Kuddler on top of the mattress. Make sure it is smooth and lays flat without any wrinkles. (Figure 1)
3. Secure the bottom straps (A1 and A2) to the foot rail or corner post and then secure the top straps to the head rail or corner post (A3 and A4). (Figure 1)
4. Ensure each side (B1 and B2) of the rib band (large 4" wide webbing) is open and place baby on the Kerry Kuddler. (Figure 2)
5. Bring the bottom of the harness up between the baby's legs and fasten the buckle closures (C1 and C2) at each hip. Two sets of buckles are provided to accommodate your baby's size and weight. (Figure 2)
6. Ensure that the velcro[®] piece is in place and securely fastened to piece B2. Place the rib band (B2) around the rib cage, above the waistline and under the arms. (Figure 3)
7. Ensure that the velcro[®] piece is in place and securely fastened to piece B1. Secure velcro on rib band (B2) onto velcro on bottom piece (B1). (Figure 4) A snug fit, only one finger width between the baby and the rib belt will help keep the baby from slipping.
8. Secure all ties to prevent the baby from becoming entangled in any loose ties. All velcro fasteners should be securely fastened to properly secure the infant, as illustrated in Figure 1 or 4. **Inappropriate fastening could lead to infant injury or death.**

NOTICE: Every effort has been made to obtain the maximum compatibility of function, strength, durability and comfort with this product, however, there is no guarantee that injury will be prevented with its use.

⚠️ WARNINGS:

- Consult with your health care provider for proper recommended infant position (back, side, stomach).
- Use safe and secure method to elevate one end of mattress if directed by physician.
- Consult physician for use when baby begins to crawl.
- This Product is sized for infants and toddlers from 18-40 lbs. Consult physician for recommended size.
- **Prevent serious injury or death:**
 - Never leave child unattended.
 - This product is not intended for unsupervised or prolonged periods of sleep.

NOTE: Please refer to sew-in label on device for care instructions.

Please visit our website at www.birdcronin.com for additional product information or contact a customer care representative at **800-328-1095**.

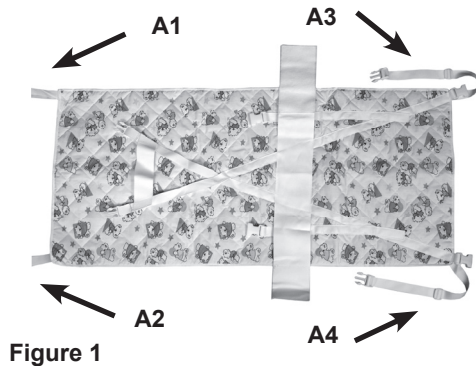


Figure 1

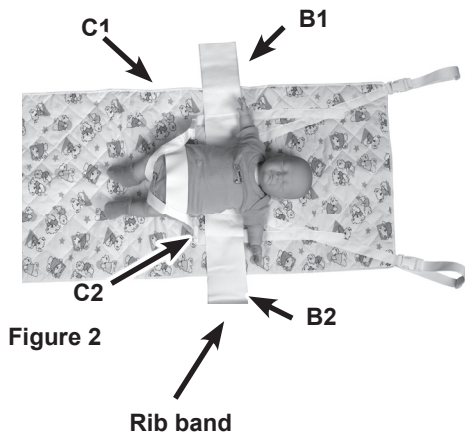


Figure 2




Figure 3

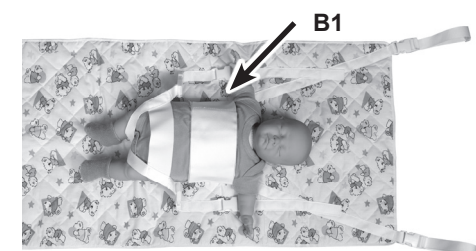


Figure 4



**NOT MADE
WITH NATURAL
RUBBER LATEX**

Velcro is a registered trademark of Velcro Companies.

1200 Trapp Road Eagan, MN USA 55121
www.BirdCronin.com
Reorder No. 0814 1840
800-328-1095