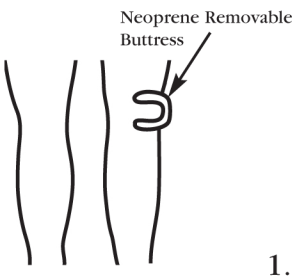
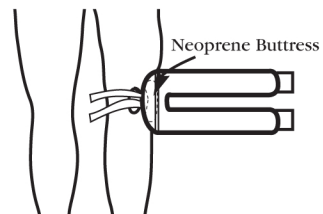


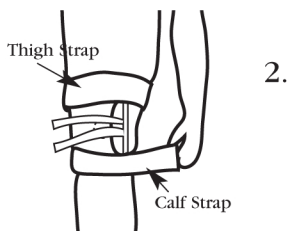
TK Patellar Tracking Knee Wrap



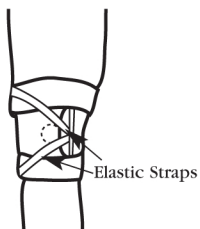
1. Position the support on the lateral side of the patella with the neoprene horseshoe buttress against the patella. The buttress is attached to the wrap with hook material and can be positioned as desired.



2. Wrap the upper thigh strap above the knee and the lower calf strap below the knee securing with the hook and loop closure.



3. Pull the upper elastic strap and attach it to the thigh strap. Pull the lower elastic strap and attach it to the calf strap. To achieve the dynamic tracking of the patella, adjust the tension of the elastic straps.



Reorder Number	Size
0814 8372	Youth
0814 8373	Regular
0814 8375	X-Large

BIRD & CRONIN INC.

Designers and Manufacturers of Quality Medical Products

1200 Trapp Road • Eagan, Minnesota USA 55121

651/683-1111 • Fax 651/688-9855 • 800/328-1095 • Fax 800/279-7934

e-mail sales@birdcronin.com • www.birdcronin.com

©2010 Bird & Cronin, Inc. All Rights Reserved 10008372